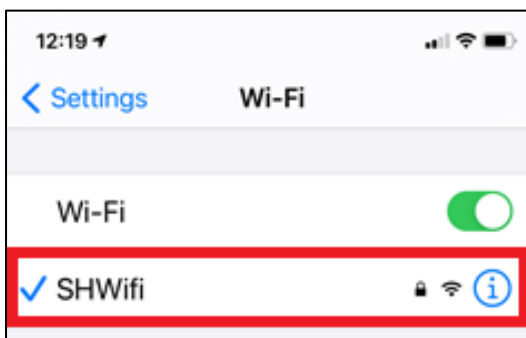


iPhone/iPad – Connect to MHWifi

1. Tap Settings
2. Tap Wi-Fi



3. Tap SHWifi or 



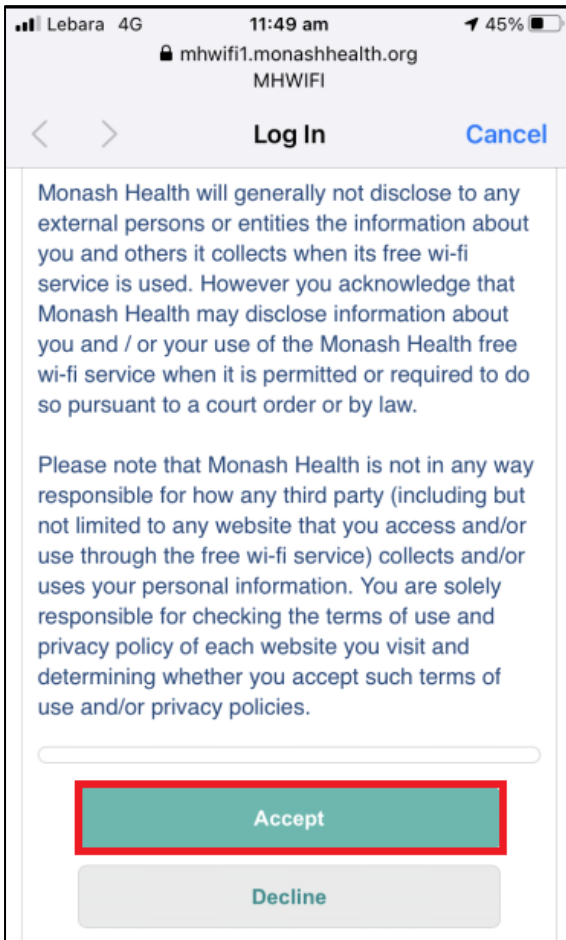
4. Tap 'Forget this Network'
5. Tap Forget



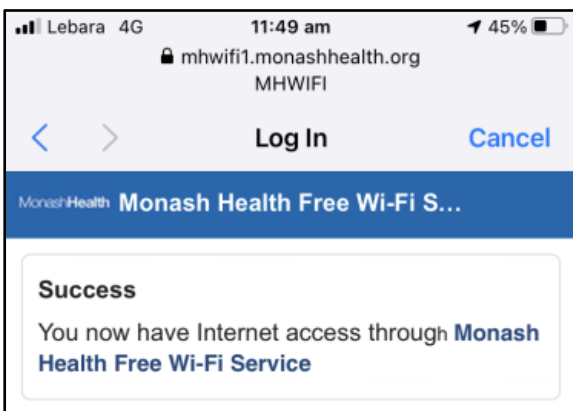
6. Available wifi networks display.
Please select MHWIFI



7. Read and scroll down. 'Accept' the Acceptable Use Policy



8. 'Success' displays, please wait



9. Tap 'Done'



10. Now you are connected to MHWIFI



Note: IOS version 13.xx and above, Android version 10.0 and above are supported by the new Wireless network.