

Aboriginal Health and Engagement

Employee Forum | Tuesday, 4 July



NAIDOC Week



Local data, service planning and delivery



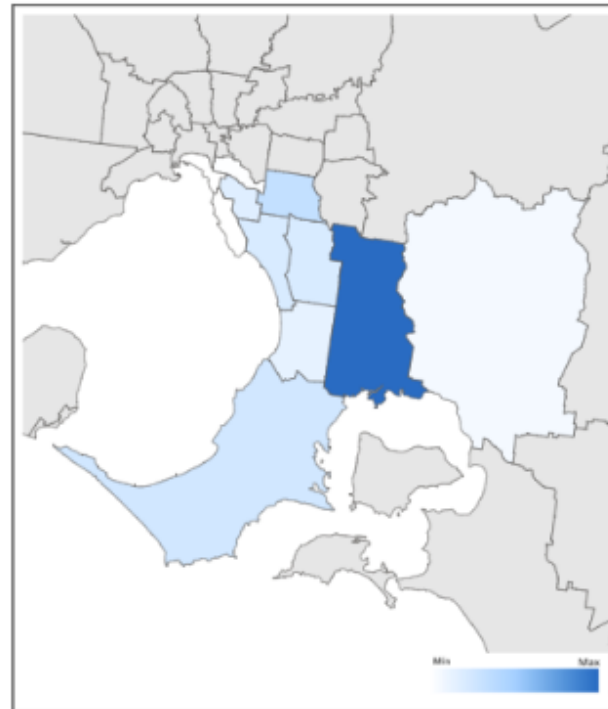
Our Aboriginal and Torres Strait Islander Population

- Aboriginal and Torres Strait Islander population comprises **10,359 persons** representing 0.6% of SEPHU's total population (2021), around **half of those live in the Monash Health catchment**
- Casey** has the largest proportion of all SEPHU's Aboriginal population, with nearly **a quarter residing in Casey**

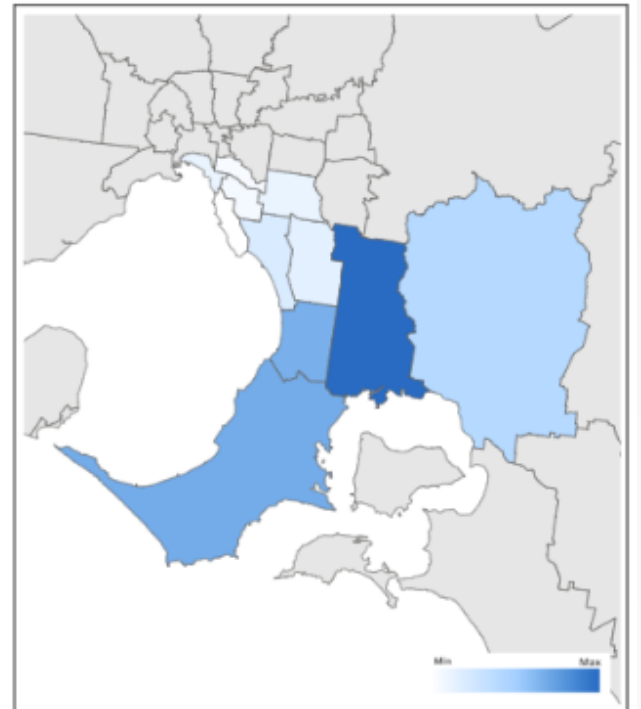
2021 total population, Aboriginal and Torres Strait Islander Population and area by LGA

LGA	Population	% of population	Indigenous population	% of Indigenous population	% of population that is Indigenous	Area (sq km)
Bayside	101,306	6%	269	3%	0.2%	37
Cardinia	118,194	7%	1,145	11%	0.9%	1,283
Casey	365,239	21%	2,395	23%	0.6%	409
Frankston	139,281	8%	1,679	16%	1.1%	130
Glen Eira	148,908	8%	411	4%	0.2%	39
Greater Dandenong	158,208	9%	615	6%	0.4%	130
Kingston	158,129	9%	722	7%	0.4%	91
Monash	190,397	11%	522	5%	0.2%	82
Mornington Peninsula	168,948	10%	1,724	17%	0.9%	724
PortPhillip	101,942	6%	514	5%	0.4%	21
Stonnington	104,703	6%	363	4%	0.3%	26
Total	1,755,255	100%	10,359	100%	5.6%	2,970

Distribution of total population



Distribution of Indigenous population



Aboriginal and Torres Strait Islander Health Status by LGA



- Population 722
- Median age 27
- Higher rates of arthritis, mental health conditions, stroke *



- Population 522
- Median age 25
- Higher rates of asthma, dementia, kidney disease, lung conditions, mental health conditions, stroke *



- Population 615
- Median age 27
- Higher rates of arthritis, asthma, dementia, diabetes, heart disease, kidney disease, lung conditions, mental health conditions, stroke *



- Population 2,395
- Median age 22
- Higher rates of arthritis, asthma, dementia, mental health conditions, stroke *



- Population 1,145
- Median age 20
- Higher rates of asthma, kidney disease, mental health conditions, stroke *

* When compared to rates in Aboriginal and Torres Strait Islander populations in Victoria and Australia

Data Source: ABS Census 2021



Presentations at a glance – 2022-23



669
ED
Presentations




195
Medical
Admissions



113
Paediatric
Admissions



245
Maternity
Admissions



204
Emergency
Surgeries



162
Planned
Surgeries



97
Mental Health
Admissions



12
Aged & Rehab
Admissions



437
Dialysis
Episodes



750
Community
Hours



5,286
Outpatient
Appointments
Attended

Data Source: Inpatient Cube 30/06/2023



Aboriginal Hospital Liaison Service



Aboriginal Hospital Liaison Officers (AHLOs)

Our AHLOs provide:

- Cultural, emotional and spiritual support to Aboriginal and Torres Strait Islander patients and their families during their inpatient stay at Monash Health.
- Participation in family meetings, goals of care and care planning.
- Patient advocacy and referrals to other services.
- Support in relation to discharge planning and linking to community services.

Eligibility Criteria

- Patients or families of Aboriginal and Torres Strait Islander backgrounds.
- No catchment or boundary restrictions.

Referrals

- Seven days a week, 8am - 4:30pm
- **Via EMR** – select “Referral to Aboriginal Health Service (Initial referral)”.
 - Include referrer contact details and reason for referral, as well as any other relevant information.
- **Email:**
aboriginalhealth@monashhealth.org
- **Phone:** 9792 7948 (8am - 4:30pm)





Photo (left to right): Dwayne Pearce, Acting Manager, Aboriginal Hospital Liaison Service; Lesley Gardener, AHLO Casey Hospital; Nola White, AHLO Monash Medical Centre; Donna Punch, AHLO Dandenong Hospital.

Our Cultural Safety Plan and Reconciliation Action Plan



Cultural Safety Plan

- What is the CSP?
- Where does it fit in the organisation?

8 Domains of Cultural Safety

- Self determination
- Recognition
- Engagement
- Training
- Monitor
- Welcoming
- Partnership
- Employment



Reconciliation Action Plan (RAP)

- Overview Current RAP
 - 2020-22 : Achievements and learnings
- Renewal, Innovate 2022-24: Next Steps.
- Current process of development





Photo: Aboriginal Healing Garden, Monash Medical Centre



Photo: Aboriginal Healing Garden, Monash Medical Centre



↑ Orange Lifts

↑ Wards 33, 34, 44, 54

Audiology Clinic →

Dental Clinic →

Clinics A, B, D →

↑ Clinics M, N, O, P

↑ Discharge Lounge

↑ Monash Children's Hospital

↑ TRF-CT Scan

Pathology →

↑ Physiotherapy

You are on Level 2



Photo: Aboriginal Artwork Installation, Monash Medical Centre



Photo: Aboriginal Artwork Installation, Thomas St



Photo: National Reconciliation Week 2022, Welcome to Country, Smoking ceremony and Yidiki performance at MMC – Uncle Mik Edwards, Bunurong Land Council Elder and Eric Edwards



Photo: Healthy Koori Kids team, Cranbourne Integrated Care Centre



Photo: Aboriginal Health and Engagement team